

PROBABILISTIC REASONING OVER TIME

Outline

- Time and uncertainty
- Inference in temporal models
- Hidden Markov models
- Dynamic Bayesian networks

Based on the textbook by Stuart Russell & Peter Norvig:

Artificial Intelligence, A Modern Approach (2nd Edition)

Chapter 15; excluding Sections 15.4 and 15.6

States and Observations

- The process of change is viewed as a series of snapshots, each of which describes the state of the world at a particular time.
- Each **time slice** involves a set of random variables indexed by t :
 1. the set of *unobservable* state variables \mathbf{X}_t and
 2. the set of *observable* evidence variables \mathbf{E}_t .
- The observation at time t is $\mathbf{E}_t = \mathbf{e}_t$ for some set of values \mathbf{e}_t .
- The notation $\mathbf{X}_{a:b}$ denotes the sets of variables from \mathbf{X}_a to \mathbf{X}_b .
- The interval between time slices depends on the problem!

1. TIME AND UNCERTAINTY

- We have previously developed our techniques for probabilistic reasoning in the context of **static** worlds.
- E.g. when repairing a car, it is assumed that whatever is broken remains broken during the process of diagnosis.
- However, in certain domains **dynamic** aspects become essential.

Example. A doctor is treating a diabetic patient.

- Recent insulin doses, food intake, blood sugar measurements, and other physical signs serve as pieces of evidence.
- The doctor decides about food intake and insulin dose.

Stationary Processes and the Markov Assumption

- In a **stationary process**, the changes in the world state are governed by laws that do not themselves change over time.
- A **first-order** Markov process satisfies an equation

$$\mathbf{P}(\mathbf{X}_t \mid \mathbf{X}_{0:t-1}) = \mathbf{P}(\mathbf{X}_t \mid \mathbf{X}_{t-1})$$

where $\mathbf{P}(\mathbf{X}_t \mid \mathbf{X}_{t-1})$ forms the **transition model** of the process.

- In addition, it is typical to assume a **sensor model** of the form

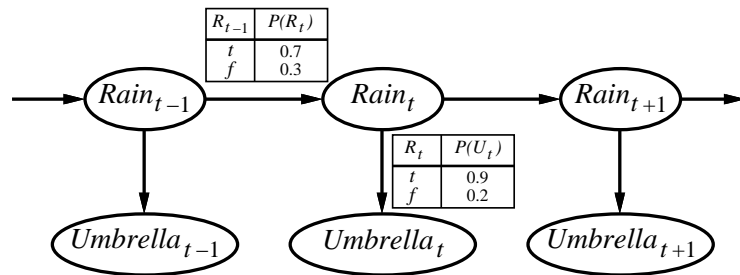
$$\mathbf{P}(\mathbf{E}_t \mid \mathbf{X}_{0:t}, \mathbf{E}_{0:t-1}) = \mathbf{P}(\mathbf{E}_t \mid \mathbf{X}_t)$$

so that observations depend only on the current state.

Example. A security guard is working at some secret underground installation and would like to know whether it is raining today or not.

The only access to the outside world occurs each morning when the director comes in with, or without, an umbrella.

- The set of state variables $\mathbf{X}_t = \{Rain_t\}$ for $t = 0, 1, \dots$.
- The set of evidence variables $\mathbf{E}_t = \{Umbrella_t\}$ for $t = 1, 2, \dots$.



© 2006 TKK / Laboratory for Theoretical Computer Science

2. INFERENCE IN TEMPORAL MODELS

Having set up the generic temporal model, we may formulate the basic inference tasks that are to be solved.

- **Filtering or monitoring:** the task is to compute the *belief state*, i.e. the posterior distribution $\mathbf{P}(\mathbf{X}_t | \mathbf{e}_{1:t})$ over the current state.
- **Prediction:** the posterior distribution $\mathbf{P}(\mathbf{X}_{t+k} | \mathbf{e}_{1:t})$ over the *future* state is of interest for some $k > 0$.
- **Smoothing or hindsight:** the aim is to compute $\mathbf{P}(\mathbf{X}_k | \mathbf{e}_{1:t})$ where $0 \leq k < t$ for some *past* state.
- **Most likely explanation** is a sequence of states $\mathbf{x}_{1:t}$ that maximizes $P(\mathbf{x}_{1:t} | \mathbf{e}_{1:t})$ for the observations $\mathbf{e}_{1:t}$ to date.

© 2006 TKK / Laboratory for Theoretical Computer Science

Resulting Joint Distribution

- In addition to transition and sensor models, we need to specify a prior distribution $\mathbf{P}(\mathbf{X}_0)$ over the state at time 0.
- Combining this with the preceding transition and sensor models, which are *independence assumptions*, implies a distribution

$$\mathbf{P}(\mathbf{X}_{0:t}, \mathbf{E}_{1:t}) = \mathbf{P}(\mathbf{X}_0) \prod_{i=1}^t \mathbf{P}(\mathbf{X}_i | \mathbf{X}_{i-1}) \mathbf{P}(\mathbf{E}_i | \mathbf{X}_i).$$

for any point of time t .

- If necessary, the Markov assumption can be recovered by introducing suitable state variables.

Example. When modeling a battery-powered robot wandering in the xy -plane, the battery level has to be taken into account.

© 2006 TKK / Laboratory for Theoretical Computer Science

Filtering and prediction

- In **recursive estimation**, the idea is to compute $\mathbf{P}(\mathbf{X}_{t+1} | \mathbf{e}_{1:t+1})$ as a function of \mathbf{e}_{t+1} and $\mathbf{P}(\mathbf{X}_t | \mathbf{e}_{1:t})$.
- Using transition and sensor models we obtain by Bayes' rule, conditioning, and the Markov assumption that

$$\begin{aligned} \mathbf{P}(\mathbf{X}_{t+1} | \mathbf{e}_{1:t+1}) &= \alpha \mathbf{P}(\mathbf{e}_{t+1} | \mathbf{X}_{t+1}, \mathbf{e}_{1:t}) \mathbf{P}(\mathbf{X}_{t+1} | \mathbf{e}_{1:t}) \\ &= \alpha \mathbf{P}(\mathbf{e}_{t+1} | \mathbf{X}_{t+1}) \sum_{\mathbf{x}_t} \mathbf{P}(\mathbf{X}_{t+1} | \mathbf{x}_t) P(\mathbf{x}_t | \mathbf{e}_{1:t}). \end{aligned}$$

- This can be viewed as the propagation of a message $\mathbf{f}_{1:t} = \mathbf{P}(\mathbf{X}_t | \mathbf{e}_{1:t})$ *forward*: $\mathbf{f}_{1:t+1} = \alpha \text{FORWARD}(\mathbf{f}_{1:t}, \mathbf{e}_{t+1})$.

- **Prediction** is filtering without the addition of new evidence:

$$\mathbf{P}(\mathbf{X}_{t+k+1} | \mathbf{e}_{1:t}) = \sum_{\mathbf{x}_{t+k}} \mathbf{P}(\mathbf{X}_{t+k+1} | \mathbf{x}_{t+k}) P(\mathbf{x}_{t+k} | \mathbf{e}_{1:t}).$$

© 2006 TKK / Laboratory for Theoretical Computer Science

Example. The security guard has a prior belief $\mathbf{P}(R_0) = \langle 0.5, 0.5 \rangle$ about the state.

1. The prediction from $t = 0$ to $t = 1$ gives

$$\begin{aligned} \mathbf{P}(R_1) &= \sum_{r_0} \mathbf{P}(R_1 | r_0) P(r_0) \\ &= \langle 0.7, 0.3 \rangle \times 0.5 + \langle 0.3, 0.7 \rangle \times 0.5 = \langle 0.5, 0.5 \rangle. \end{aligned}$$

2. Updating this distribution with the evidence u_1 for $t = 1$ gives

$$\begin{aligned} \mathbf{P}(R_1 | u_1) &= \alpha \mathbf{P}(u_1 | R_1) \mathbf{P}(R_1) = \alpha \langle 0.9, 0.2 \rangle \langle 0.5, 0.5 \rangle \\ &= \alpha \langle 0.45, 0.1 \rangle \approx \langle 0.818, 0.182 \rangle. \end{aligned}$$

3. Similarly, we obtain

$$\begin{aligned} \mathbf{P}(R_2 | u_1) &\approx \langle 0.627, 0.373 \rangle \quad \text{and} \\ \mathbf{P}(R_2 | u_1, u_2) &= \alpha \langle 0.565, 0.075 \rangle \approx \langle 0.883, 0.117 \rangle. \end{aligned}$$

☞ The probability of rain increases due to repeated evidence.

Example. Let us demonstrate smoothing with the umbrella example:

1. $\mathbf{P}(R_1 | u_1, u_2) = \alpha \mathbf{f}_{1:1} \mathbf{b}_{2:2} = \alpha \mathbf{P}(R_1 | u_1) \mathbf{P}(u_2 | R_1)$ where we already know the distribution $\mathbf{f}_{1:1} = \mathbf{P}(R_1 | u_1) = \langle 0.818, 0.182 \rangle$.
2. The distribution $\mathbf{b}_{2:2} = \mathbf{P}(u_2 | R_1) = \sum_{r_2} P(u_2 | r_2) \mathbf{P}(r_2 | R_1) = 0.9 \times \langle 0.7, 0.3 \rangle + 0.2 \times \langle 0.3, 0.7 \rangle = \langle 0.69, 0.41 \rangle$.
3. By substituting these distributions and normalizing, we obtain $\mathbf{P}(R_1 | u_1, u_2) = \alpha \langle 0.818, 0.182 \rangle \langle 0.69, 0.41 \rangle \approx \langle 0.883, 0.117 \rangle$.
Thus the smoothed estimate is higher than the filtered estimate.

☞ The additional piece of evidence u_2 increases the probability of rain on the first day, as the rain tends to persist.

Smoothing

- The task is to compute $\mathbf{P}(\mathbf{X}_k | \mathbf{e}_{1:t})$ for $0 \leq k < t$ referring to past.
- Using a *backward message* $\mathbf{b}_{k+1:t} = \mathbf{P}(\mathbf{e}_{k+1:t} | \mathbf{X}_k)$, we obtain

$$\mathbf{P}(\mathbf{X}_k | \mathbf{e}_{1:t}) = \alpha \mathbf{f}_{1:k} \mathbf{b}_{k+1:t}.$$

- The backward message $\mathbf{b}_{k+1:t}$ can be computed using

$$\mathbf{b}_{k+1:t} = \sum_{\mathbf{x}_{k+1}} P(\mathbf{e}_{k+1} | \mathbf{x}_{k+1}) P(\mathbf{e}_{k+2:t} | \mathbf{x}_{k+1}) \mathbf{P}(\mathbf{x}_{k+1} | \mathbf{X}_k).$$

- Whenever $k+1 = t$, the sequence $\mathbf{e}_{k+2:t}$ becomes empty and $P(\mathbf{e}_{k+2:t} | \mathbf{x}_{k+1}) = P(\top | \mathbf{x}_{k+1}) = 1$ where \top stands for truth.
- This leads to a recursive definition, or algorithm

$$\mathbf{b}_{k+1:t} = \alpha \text{BACKWARD}(\mathbf{b}_{k+2:t}, \mathbf{e}_{k+1:t}).$$

Finding the Most Likely Sequence

Example. Suppose that the security guard makes the following observations during the first five days: $u_1, u_2, \neg u_3, u_4, u_5$.

What is the weather sequence most likely to explain this?

- For each pair of states \mathbf{x}_{t+1} and \mathbf{x}_t , there is a recursive relationship between the most likely paths to \mathbf{x}_{t+1} and \mathbf{x}_t :

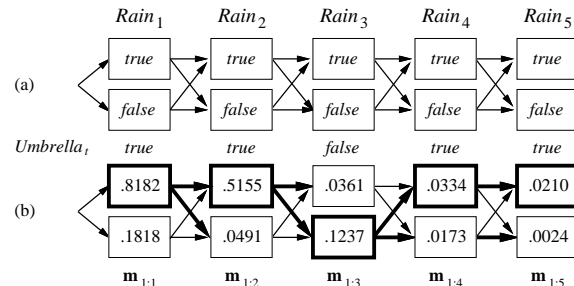
$$\begin{aligned} &\max_{\mathbf{x}_1 \dots \mathbf{x}_t} \mathbf{P}(\mathbf{x}_1, \dots, \mathbf{x}_t, \mathbf{X}_t | \mathbf{e}_{1:t+1}) \\ &= \alpha \mathbf{P}(\mathbf{e}_{t+1} | \mathbf{X}_{t+1}) \times \\ &\quad \max_{\mathbf{x}_t} (\mathbf{P}(\mathbf{X}_{t+1} | \mathbf{x}_t) \max_{\mathbf{x}_1, \dots, \mathbf{x}_{t-1}} \mathbf{P}(\mathbf{x}_1, \dots, \mathbf{x}_{t-1}, \mathbf{X}_t | \mathbf{e}_{1:t})). \end{aligned}$$

- This equation is analogous to the one used in filtering.

- In the filtering scheme, we have to replace $\mathbf{f}_{1:t} = \mathbf{P}(\mathbf{X}_t | \mathbf{e}_{1:t})$ by

$$\mathbf{m}_{1:t} = \max_{\mathbf{x}_1, \dots, \mathbf{x}_{t-1}} P(\mathbf{x}_1, \dots, \mathbf{x}_{t-1}, \mathbf{X}_t | \mathbf{e}_{1:t})$$

and summation over \mathbf{x}_t by maximization over \mathbf{x}_t .



- This gives the essential content of the **Viterbi algorithm** which has both linear time and space requirements.

4. DYNAMIC BAYESIAN NETWORKS

- A **dynamic Bayesian network** (DBN) represents how the state of the environment evolves over time.
- Each time slice of a DBN may have any number of state variables \mathbf{X}_t and evidence variables \mathbf{E}_t .
- Every HMM can be transformed into a DBN and vice versa.
- By decomposing the state of a complex system into its constituent variables, the DBN is able to take advantage of the sparseness in the temporal probability model.

Example. The transition model of a DBN with 20 Boolean state variables, each of which has three parents in the preceding slide, has $20 \times 2^3 = 160$ probabilities while its HMM counterpart has 2^{40} .

3. HIDDEN MARKOV MODELS

- In a **hidden Markov Model**, or **HMM**, the world is described by a *single discrete* random variable X_t taking values $1, \dots, S$ which correspond to the states of the world.
- The transition model $\mathbf{P}(X_t | X_{t-1})$ becomes an $S \times S$ matrix \mathbf{T} such that $\mathbf{T}_{ij} = P(X_t = j | X_{t-1} = i)$.
- Forward and backward reasoning are simplified as follows:

$$\mathbf{f}_{1:t+1} = \alpha \mathbf{O}_{t+1} \mathbf{T}^T \mathbf{f}_{1:t}$$

$$\mathbf{b}_{k+1:t} = \alpha \mathbf{T} \mathbf{O}_{k+1} \mathbf{b}_{k+2:t}$$

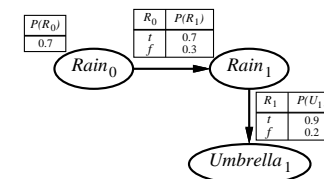
where \mathbf{O}_t is a diagonal matrix having $P(e_t | X_t = i)$ as the i^{th} value.

- For HMMs, the time and space complexities of forward-backward type reasoning are of orders $S^2 \times t$ and $S \times t$, respectively.

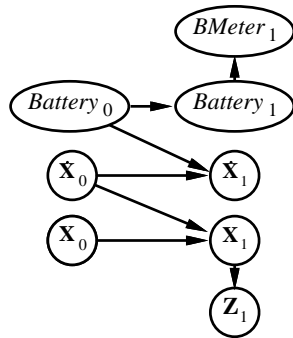
Constructing Dynamic Bayesian Networks

- To construct a DBN, one must specify three distributions: $\mathbf{P}(\mathbf{X}_0)$, the transition model $\mathbf{P}(\mathbf{X}_{t+1} | \mathbf{X}_t)$, and the sensor model $\mathbf{P}(\mathbf{E}_t | \mathbf{X}_t)$.
- For each time step t , there is one node for each state variable X_t and each evidence variable E_t plus relevant links between nodes.

Example. For the security guard example, it is sufficient to specify



Example. A robot is described with state variables $\mathbf{X}_t = \langle X_t, Y_t \rangle$ for position and $\dot{\mathbf{X}}_t = \langle \dot{X}_t, \dot{Y}_t \rangle$ for velocity and $Battery_t$ for the actual battery charge level.



Both position (evidence variables Z_t) and the battery charge level (evidence variable $BMeter_t$) are measured.

SUMMARY

- A dynamic world can be handled using a set of random variables to represent the state of the world at each point in time.
- Representations can be designed to satisfy the **Markov property**, so that the future is independent of the past given the present.
- Combined with the **stationarity** assumption much simpler probabilistic models are obtained.
- A temporal probability model consists of a **transition model** and a **sensor model**.

Exact Inference in DBNs

- The previous algorithms for inference in Bayesian networks can be applied to dynamic Bayesian networks.
- Given a sequence of observations, one can **unroll** a DBN until the network is large enough to accommodate the observations.
- Unrolling can also be done on a slice-by-slice basis.
- In the general case, the complexity of reasoning is exponential.

